



THE ORDER BOARD

Volume 41, Number 1

August 2013

WHAT'S INSIDE

- Gateway to Cajon, 1
- Down The Line, 2
- Narrow Gage Convention, 3
- Railfest 2013, 3
- Membership Chair, 4
- Achievement Program, 4
- Backshop, 5
- Temecula 2013, 6
- PSR Convention Schedule, 8
- PSR Convention Registration Form, 9
- LA&SD RR, 12-14
- New Members 14
- Tools and Tips, 15

TIME TABLE

Sept. 25-29, 2013

“Gateway to Cajon Pass”
 NMRA PSR Regional Convention
 San Bernardino Hilton
 San Bernardino, CA

Aug. 28-31, 2013

National Narrow Gauge Convention
 Pasadena Hilton
 Pasadena, CA

Oct. 12-13, 2013

“Railfest 2013”
 Western Area Railroad Museum & Cajon Division
 Annual Barstow Train Meet
 Western America Railroad Museum
 Barstow, CA

Oct. 19-20, 2013

Banning Train Festival
 Banning Community Center
 Banning, CA

“Gateway to Cajon Pass”

Pacific Southwest Regional 2013

NMRA Convention

More Than a Convention, An Adventure

San Bernardino Hilton Hotel, September 25 - 29

<http://www.psrconvention.org/sb13>



CEMEX Plant Bus Tour

See the sights with tours of the UP Colton Hump Yard and Tower Operation and the Victorville CEMEX plant. On-site Club Layouts in HO and N Scale, Layout Tours, and the Operation Session Layout are there for your enjoyment.

Learn something new about model railroading in any of the over 50 clinics.

Shop for deals at the Saturday morning Swap Meet— open to the public.

Win by skill or luck. Enter the model contest and try your luck at the Chinese Auction on Friday night. You can enter the raffle to win prizes like an HO Tenshodo Big-Boy, Tenshodo F7 A&B units with 8 passenger cars, an Overland Models UP self powered Crane in brass and an imported N-scale brass Cab Forward.

Listen to our Guest speaker on “Cajon At War” during the Saturday night Banquet.

Participate in the Annual Membership meeting on Sunday



Union Pacific “Big Boy”

All brass engine by Tenshodo
In the
Cajon Division Raffle

CAJON DIVISION DIRECTORY

Division Director

Bob Mitchell
21460 Walnut Street
Wildomar, CA 92595
951 440-9729
cajondivision@coastimet.com

Division Superintendent

Tom Boyles
949 831-7591
afboyles@cox.net

Paymaster

Charlie Abbott
8224 Impatients Ave
Las Vegas, NV 89131
702 658-9506
crabbott1@aol.com

Order Board Editor

Gary Butts
2950 Airway Ave #A-16
Costa Mesa, CA 92626
714-843-9590
Editor@CajonDivision.org

Webmaster

Gary Butts
Webmaster@CajonDivision.org

Contest & Achievement Program Chair

Bill Jacobs
702-456-4476
billj455@yahoo.com

Membership Chair

Per Harwe
714 832-2469
Membership@CajonDivision.org

Cajon Historian

Kurt Meisel
702-270-6338
trains4@cox.net

High Desert Foreman

John King
760-367-9633
tanking@juno.com



2013 PSR/NMRA "Gateway to Cajon Pass" Regional Convention

September 25th thru 29th

Hilton Hotel, 285 E. Hospitality Lane, San Bernardino, California, 92408



Put yourself at the throttle of an Alco RSD1 on the Orange Empire Museum Tour



Run a train at the Ops Session or Build a trestle for your layout in the Clinics

See the Convention Schedule and Registration Form on page 8 or visit

<http://www.psrconvention.org/sb13>

For more information



Down the Line

By: Bob Mitchell

We are now only about one month away from the 2013 PSR Convention to be held in San Bernardino at the Hilton Hotel, 285 East Hospitality Lane. Activities start

on Wednesday the 25th and run Through Sunday morning the 29th. The annual Board of Director's meeting will be held Wednesday afternoon between 1 pm and 4 pm.

All the planning and excitement reminds me of the Christmas poem by Clement Clarke Moore, "Twas the night before Christmas".

"The activities were all planned and scheduled with care.

In hopes that the Clinicians would soon be there.".....

And here we are and ready to go. You can make Hotel Reservations and complete your full Registration all on line at this website using your PayPal account or favorite Credit Card. So far we have had an overwhelming response to this convention. The Bus tours are near capacity, the clinics are planned, and the hands-on clinics are all but filled. But, there is still a lot of excitement to be had at the con-

See **Down the Line** pg. 3




The 33rd National Narrow Gauge Convention

August 28 - 31

Pasadena here we come!! This vibrant city, founded in 1874 is home to the world famous Tournament of Roses Parade, Rose Bowl football game and this year will host the annual Narrow Gauge Modelers Convention. Pasadena is rich in railroad history, all of the major rail lines serving California including the Atchison, Topeka and Santa Fe Railway, Union Pacific, Southern Pacific and Pacific Electric "big red cars" were a part of daily life in the city and although they are now gone, each day thousands of commuters use the LA Metro Gold Line to get between Pasadena and downtown Los Angeles.

Web Site: <http://www.33rdnngc.com/>



We will meet in Barstow Again!

The 10th Annual Cajon Division Fall Meet

After a year of absence, the popular Barstow Meet will take place again this October 11 – 12 in conjunction with

Western American Railroad Museum Train Days

The Meeting is at the Ramada Hotel as usual. Room rate this year is \$69 per night, incl. Tax

Call the hotel directly (1 -760-256-5673) to reserve a room and tell them you are with the Model Railroad Group.

The program will have clinics, Model Judging, Modular Layouts, Bingo and Chinese Auction.

Bingo, Clinics and Model Contest will be at the Ramada whilst the Auction will be at the Harvey House on Saturday evening.

Web Site: <http://www.barstowrailmuseum.org/>

Down The Line from pg. 2

vention and plenty of things you can still sign up for.

The **CEMEX Concrete Plant** bus tour in Victorville is still available and is one of the most interesting Prototype tours I have ever been on. When it was available at a Barstow event years back everyone got to ride on the Diesel Locomotive's running boards around the plant.

For those of you who like to run trains we have **Ops Sessions are planned for Wednesday & Thursday Evenings, and Saturday Morning.** Sign-ups are by email to 2013psrconvention@coastinet.com

At this writing there were still a couple of openings to build your own **Static Grass Applicator....the "Flockinator"** clinic by Gary Robinson. Another great clinic by an excellent modeler, Carl Heimberger, is his **"Hands-On Make & Take" clinic of an 80' Wooden Trestle in your choice of HO or Hon3.** This model with the nuts and bolts added is an Achievement Award model.

This clinic takes place right after the UP Hump Yard tour returns to the Hotel.

For those of you who are a bit more adventurous, you can sign up for the **"Run-1" Experience at the Orange Empire Railway Museum in Perris California** on Saturday afternoon. Here you will get to sit at the **Throttle of a Diesel Switcher** and throttle it down the tracks....at lot of fun. In fact, on the website, that's me at the Throttle a few years back when the Temecula annual meet was in its infancy.

There are **Layout Tours planned for all of Saturday** starting at 11 am until 3 pm which will give you plenty of time to get back to the Hotel for the Banquet.

Don't forget to bring your **Favorite Models to the Model Contest** for viewing...even if you are not entering them to be judged. So please bring what you've got, we all want to see what you have been up to. Also, gives the rest of us something to gossip about during the breaks between clinics.

[See Down the Line pg. 5](#)

From the Membership Chair



By : Per Harwe

It is with great pleasure I can tell you that our membership is rising again. For a while we had a steady downward trend in the number of members in the

Cajon Division, but so far this year we have seen a rise in membership. It is a modest rise so far, 3%, but it is going the right way. I can't help but think that the Rail Pass membership option has had a great deal to do with this. As of today we have 16 Rail Pass members in the division. For those of you who don't know what Rail Pass is, it is a membership option applicable to new members. It gives the member a 6-month membership with almost all benefits, magazine and all, for just \$9.95. The only benefits that are missing are that a Rail Pass member can't vote and can't hold office.

There are a couple of other new developments in the membership area: NMRA HQ has started an on-line membership data update process. There is a [form](#) available on the HQ website that you can use to update your roster information. Once you submit the form it goes to the membership department at HQ, where one of the staff will check it and enter it in to the roster database. There will be more sophisticated functions coming as the whole HQ website get updated. You can also renew your membership on-line via the Company Store on the [HQ website](#). This is a quick and secure way to renew. You get the renewal done immediately and you save a postage stamp!

Let us use these new tools that NMRA has provided and keep the membership trend on the rise. Remember to renew and to recruit new members AND to keep your roster information up-to-date.

Achievement Program



By: Bill Jacobs

At our Temecula meet, back in March, two of our Cajon members received awards: Charlie Abbott received a Merit Award in Structures for his Buffalo Trail Emporium and Gary Butts received two Merit Awards in Non-Revenue Cars for KJ Lumber #133 and KJ Lumber #132. Gary was also able to submit paperwork for an Achievement Certificate in cars as a result of the Merit Awards.

The Regional Convention in San Bernardino, sponsored by the Cajon Division, is fast approaching. We will have a contest there, as usual, so I strongly urge you to finish up those models. I also urge you to get on the PSR Website and read the Contest Rules-you will note that models entered in the contest do not need to be judged to win a Favorite Model (a popular vote category) Award. So those of you who dislike paperwork need to enter something too. For those of you who do want to have models judged, please do your best to fill out the paperwork before you get there-it is so much easier-and you can find what forms you need in the Contest Rules. However, if you have problems, Don Stewart, PSR Achievement Program Manager, and I will give a paperwork clinic first thing Thursday morning. In addition to the model contest, we will also have contests for Photos and Arts and Crafts. Both of these categories are also popular vote. We have been quite pleased with both the quantity and quality of the models at the regional convention in recent years. In the last three years we have had an increase, year over year, in both the number of entries and the number of Merit Awards, so let's see if we can do it again.

Hope to see you in San Bernardino-Bill.

The Backshop



By: Gary Butts, Editor



Lots of interesting things coming up for the Cajon Division and it should be fun. First, Bob Mitchell has put together an amazing line-up for the "Gateway to the Cajon Pass" Convention sponsored by our Division. The great location, prototype tours, Cajon Pass history guest speaker and clinic schedule promise to make this one of the best conventions ever. The low price and the Rail Pass offer should entice us to introduce some new potential members and a visit to the contest room should inspire all of us to break out the paint and glue.

The Cajon Division has a new look web site. We are just finishing up the final touches on our new Site: CajonDivision.org. Look for an increased effort to keep the site up to date with current events, handy links, Order Board archives, NMRA Achievement and Merit award listings and other new features. We are also putting together the return of the "This and That" news section featuring current pertinent general news of interest to all Cajon Division members. To support this new Site we are asking for input from all of our members (including you!). Just drop an email to webmaster@cajondivision.org simply listing the details of the model railroad newsworthy event you would like to see listed. No need to worry about format or composition if you don't want to, and feel free to add a picture or two if it adds to the content.

This October will see a "Changing of the Guard" as Bob Mitchell will be stepping down from his current position as Division Director. Bob has done a fantastic job for the division and I am sure we have not seen the last of his

Down the Line from pg. 3

Two things that are unique about this convention is the **Saturday Morning Swap** meet being co-sponsored by the "**Round House Gang**" and the Cajon Division right at the Hotel with most of the tables inside the Hotel proper.

The second are all of the Modular Layouts that are also right at the Hotel for your enjoyment. They include the **20s & 30s Modular Railroad Club (HO)**, the **Free-Mo Model Railroad (HO)**. Both of these will be in the Banquet Room areas. And in the main Lobby for the entire Hotel to see are the **Group 160 Modular Club (N)**, and Ken Seipp's "**Kerk Circus**" Layout.

OK, they say you always miss something. Oh, I got it. **The Cajon Division's Famous Chinese Auction** with more than 200 items to be given away on Friday Night. Just buy a few tickets and put them in the cups in front of the item of your choice...New Locomotives, G, O, HO, and N scale items, Brass Trolley Cars, buildings, and just about everything you can think of.

And then there is the **Unbelievable Raffles ~ All High Quality Brass Models**.

1. **A Tenshodo UP Big Boy with DCC and Tsunami Sound.**
2. **An Overland Models Powered UP Wrecking Crane.**
3. **A complete set of Tenshodo Southern Pacific Passenger Cars with Locomotives.**
4. **An 'N' Scale Southern Pacific Cab Forward.**

All for just a small ticket price of \$10 each.

And Last but never least is the **Convention Banquet** taking place on Saturday Evening with **Guest Speaker Stuart Forsyth**.

We will finally wrap up the convention on Sunday morning with the annual membership meeting starting at 8:00 am.

So, what is all of this going to cost you? Are you ready...an unbelievable Convention Registration Fee of only \$65 which includes the \$45 Banquet (our cost). **That is about \$3.33 a day for this Great Convention.** And better even yet, if you plan to stay at the **Hotel the rooms are only \$89 a night**...King or two Double Beds. Car Pool and share a room for even a greater savings.

[See Backshop pg. 15](#)

TEMECULA 2013

By Per Harwe



Cajon Division's Temecula Meet!

Spring had arrived in Temecula with cherry blossoms and early morning fog (what a combination!) when the traditional Cajon Division Temecula Spring Meet was held on March 22nd and 23rd, 2013. True to tradition, we had a bingo evening on Friday followed by clinics, layout tour, and dinner on Saturday.



Temecula Senior Center: Clinics, Lunch and Contest



Pat and Oscars: Banquet, Awards and Auction

About 25 attendees showed up for the bingo evening on Friday. Bob Mitchell's Granddaughter Ashley Walker did a great job at calling the bingo.



Bob and Ashley doing the bingo calls

The prize table was well filled as usual and several attendees left with great prizes. Coffee, cake, cupcakes and home baked cookies helped the Bingo players through the great evening.

An extra attraction on Friday evening was Chuck Nauman's sale of his model collection, mostly N-scale but also some HO-scale and tools.



Clinics

The main event on Saturday had 56 attendees, not only from the Cajon Division but from all divisions in PSR. Saturday morning started with 7 clinics spread out over three time-slots. Because no clinics were duplicated, everybody had to carefully select what clinics seemed most interesting, which was a difficult task since all of them were very interesting and informative; all clinics had large audiences.

TEMECULA 2013 *continued*

Because of other obligations, I could only visit the first 3 clinics; the rest of them will be listed here without any photographs.

1st Place Models and Modeling Tips

– *Brian Block*

Brian, one of our MMRs, shared tips and techniques for building truly fantastic models. It was a popular clinic with a great deal of audience participation..



Brian Block with some of his prize winning models.

Transition Era Gas Station Details

– *Gary Robinson*

Gary gave a fascinating presentation of not just how to detail a gas station, but of what the different types of work was performed and what tools they required.



Gary Robinson explains the work procedures in a gas station.

Building a Trestle Bent

– *Carl Heimberger*

Carl went through the steps of building a trestle bent from scratch using only a template, wood and glue. The two trestle bents he built during the clinic were later auctioned off at the Chinese Auction.



Carl Heimberger attaching supports on a Trestle Bent.

Mold Making and Casting

– *Carl Heimberger*

In his second clinic of the day, Carl showed how to make a master and mold for the concrete foundation of his wood trestle.

DCC Odyssey in 'N' Scale

– *Don Fowler*

Don presented a conversion project where an N-scale layout was converted from DC to DCC operation.

“Rusty Dusty” Weathering –

Jim Fuhrman

Jim showed how to use weathering powders for weathering rolling stock.

Laser Cut Kits and More

– *Jim Simmons*

In a double-header clinic Jim built one of his kits. The presentation included weathering of the finished structure.

[See Temecula pg. 10](#)

2013 PSR Regional Convention
San Bernardino Hilton Hotel
285 E. Hospitality Lane
Sept 25th thru the 29th
Convention Schedule

*Wednesday the 25th***Registration****Noon until 6:00 pm****1:00 pm until 4:00 pm****5:00 pm until 8:00 pm****6:30 pm until 9:00 pm****Board of Directors Meeting****Ops Session in Beaumont ~ Depart Hotel 4:15 pm****Bingo for Trains ~ Refreshments***Thursday the 26th***Registration****7:30 am until 6:00 pm****8:00 am until Noon****8:00 am until 9:00 pm****8:00 am until 8:00 pm****6:00 pm until 8:00 pm****5:00 pm until 8:00 pm****UP Hump Yard Bus Tour ~ Bloomington/Colton ~ Departs 8 am****Clinics all Day and Evening****Modular Layouts, Free-Mo, 20s30s, Group160, 'Kerk' Circus****Convention Reception Mixer ~ Refreshments****Ops Session in Beaumont ~ Depart Hotel 4:15 pm***Friday the 27th***Registration****7:00 am until 5:00 pm****7:30 am until Noon****8:00 am until 5:00 pm****8:00 am until 5:00 pm****Times unknown****6:30 pm until Finished****CEMEX Cement Plant Bus Tour ~ Victorville ~ Departs 7:30 am****Clinics all Day****Modular Layouts, Free-Mo, 20s30s, Group160, 'Kerk' Circus****Self Guided Layout Tour****Our 'Famous' Chinese Auction ~ 200 Plus Items***Saturday the 28th***Registration****8:00 am until 10:00 am****8:00 am until Noon****9:00 am until 5:00 pm****9:00 am until Noon****10:30 am until 4:00 pm****Noon until 4:00 pm****6:00 pm until Finished****'The Round House Gang' Swap Meet****Modular Layouts, Free-Mo, 20s30s, Group160, 'Kerk' Circus****Ops Session in Beaumont ~ Depart Hotel 8:15 am****Self Guided Layout Tours Beaumont, Hemet, Riverside, Corona, Fontana ~****Maps available at Registration****The 'Run-1' Experience at the Orange Empire Railway Museum in Perris, California where you are the Engineer at the Throttle of a Diesel Locomotive.****Awards Banquet ~ Guest Speaker: Stuart Forsyth***Sunday Morning***8:30 am until Finished****PSR Annual Membership Meeting.**



2013 PSR/NMRA “Gateway to Cajon Pass”

Regional Convention

September 25th thru 29th

Hilton Hotel, 285 E. Hospitality Lane, San Bernardino, California, 92408

2013 PSR Registration Form ~ San Bernardino, California ~ Hilton Hotel

Name(s):

Address & Phone:

E-Mail Address:

Item	Price	Quantity	Total
Full Registration Includes Banquet Meal Choices Please Select			
Chicken Parmigiana	\$65.00		
Tri-Tip Steak	\$65.00		
Vegetarian	\$65.00		
Single Day Registration No Banquet	\$30.00		
Non-Member Rail Pass, Includes 6 Month NMRA Trial Membership	\$9.95		Reimbursable at Convention
Raillette Luncheon	\$20.00		
Banquet Only ~ Spouse & Children Meal Choices Please Select			
Chicken Parmigiana	\$45.00		
Tri-Tip Steak	\$45.00		
Vegetarian	\$45.00		
HO Scale Kadee Convention Car	\$24.95		
Convention Patch	\$6.00		
Saturday Swap Meet Tables/each	\$12.00		
Run-1 Engineer @ Orange Empire Railway Museum in Perris/ Per Person	\$45.00		
Scratch Build a Trestle w/Carl Heimberger	\$20.00		
Total Amount of Enclosed Check			
Make Check Payable to:	The Cajon Division, Inc.		
Mail Check and Copy of this Form to:	Charles Abbott		
Web Address for Your Reference:	8224 Impatients Ave		
http://www.psrconvention.org	Las Vegas, Nevada, 89131-4634		

The following are no longer available: UP Hump Yard Tour, Convention Shirts, Convention Pins, Manufactures Clinic and Flockinator Clinic.

Temecula 2013 from pg. 7

Model Contest

This year's modeling contest had drawn 13 models from four entrants. The judging of the models took place on Saturday morning. The result was as follows:

Popular vote and Best in Show: The popular vote for favorite model and Best in Show went to Gary Butts for his HO-scale KJ Lumber Work Caboose no. 133. This model also won a Merit Award.



Overview and inside details of Gary Butts' work caboose.

Freight Car:


1st place and a Merit Award to Gary Butts for his KJ Lumber Work Caboose (above).

2nd place and a Merit Award also went to Gary Butts for his KJ Lumber gondola car no. 132.



Gary Butts fully loaded gondola car

3rd place went to Gary Butts for his KJ Lumber flat car no. 131



Gary Butts Flat Car #131. *Photo by Gary Butts*

Motive Power, Diesel: **1st place** went to Lawrence Wilke for his pair of New York Central E8A units.



Lawrence Wilke's NYC E8As

Structures: **1st place** went to Charlie Abbott for his model of the Buffalo Trail Em-



Charlie Abbott's Buffalo Trail Emporium

Dinner and Auction

The last event of the day was the ever popular dinner at Pat & Oscar’s at the Duck Pond in Temecula. Over 40 attendees had chosen to come to the dinner which, as usual, was a great success. Sale of auction tickets took place prior to the dinner and just as the last plates were off the tables the Chinese Auction started.



Big decision time. Joe Villaryo (Cajon) is pondering where to put his tickets?

Immediately after the auction Bill Jacobs presented the winners of the modeling contest after which everybody tried to gather their winnings and leave for home.



Bill Jacobs (Cajon) present the winners of the model contest.



Gary Butts (Cajon) accepting the cheers for his award winning cars.



A group of very happy auction winners. From left to right: David Dwayne (Cajon), Mr. and Mrs. James Keana (LA), Gene Bohot (Cajon), Pat and Mona Raymer (LA), and Chuck Nauman (Cajon). Carl Heimberger (LA) and Bob Mitchell (Cajon) are in the background.

Another very successful spring weekend in Temecula had come to an end. I like to extend a warm Thank You to the organizers and to all participants for making this such a success! I hope we will see you all at the 2013 PSR Convention in San Bernardino in September.

“Gateway to Cajon Pass”





Another Great
Cajon Division Layout
 August 2013

SF, UP & SP
 on the
Los Angeles & San Diego RR

Article and Photos by Gary Butts

Layout Owner: Dr. Jim Lancaster

NMRA: Cajon Division # 9639

Layout Location: Tustin, CA

Scale/Gauge(s): HO/Standard

Overall Size: 34' x 15'

Modeled Location: Orange County to Colton, CA

Time Period: 1955 -1965

This impressive Layout realistically portrays the look and feel of railroading in Southern California during the late 50's and early 60's. Starting with ample loop staging for trains emanating from Los Angeles or Anaheim in the west through the industrial area and sidings of the fictitious Orange County city of Chapman, the mainline heads east toward Villa Park.



Chapman industrial area

After passing behind the Villa Park Orchards Association packing house east of Chapman, the mainline crosses a plate girder bridge as it makes its way into Santa Ana Canyon. A small trackside grain elevator marks Prado on the approach to Corona, CA. Passing the highly detailed engine servicing facility, the track continues on into the Corona yard. The triple cab DC electrical set-up with walk around cab

connections and block control keeps the yard crew hopping while providing smooth handling for all of the local switching chores required in Corona.



Plate Girder bridge east of Villa Park



Engine servicing facility in Corona



East end of the Corona Yard

Jim has a penchant for PRE and SFRD refrigerator cars and their operation. This becomes obvious in the form of the many citrus related industries found throughout his layout. Jim has done extensive prototype research on many of the numerous structures found on the layout. The atten-

tion to detail, obvious from comparison with the prototype photos that Jim has used to scratch build and kit-bash his structures provides a realism not often found in a layout of this size. His Union Ice house and icing platform are just a couple of examples of his work in the layout town of Corona.




Corona Ice house and platform

After any required switching in Corona, east-bound trains pass on through Arlington and head into Riverside, CA. Here, Jim's affinity for the citrus industry culminates with the full sized scale model of the National Orange Company Sunkist citrus packing house and scaled down E. T. Wall packing house. With fine details down to manhole covers and curb drain piping, photographs of this model are hard to distinguish from the actual prototype photos in Jim's collection.




Citrus packing house district in Riverside

The town of Riverside is represented with many structures modeled after the actual buildings found along 6th and 7th streets in the 1950's. The freight house, team loading dock, scrap yard, fuel dealer, theater and church are all modeled after actual structures that were located in the area.



Riverside, between 6th & 7th streets

Continuing on through Riverside the tracks start up the grade to Highgrove. A large whistle stop, the city has a scratch-built grain mill closely patterned after its prototype (not actually located in Highgrove), and a wine co-op serviced by Jim's Chateau Martin and Roma Wine tank cars. A small kit-bashed passenger station is located near two more packing houses.



Wine Co-op and Highgrove station

Jim has patterned and painted many of the layout's backdrops using photos taken of the actual surrounding countryside. This is par-

ticularly obvious behind the towns of Highgrove and Colton, the last stop before the layout's east-end staging. The two level staging yards combine both loop and stub-end



Hidden east and west-end staging yards.

tracks to store and turn Santa Fe, Union Pacific and Southern Pacific trains, ready for deployment across the point-to-point layout. Although in actuality the three railroads shared a limited amount of trackage, Jim has

combined his trackwork in a natural way that lets him run consists from all three railroads. The layout uses primarily code 83 flex track from Railcraft and commercial turnouts from Shinohara.

Jim started his interest in model railroading in the late 1940's with an American Flyer set (he still possesses a scratch built 'S' scale refer he built in 1950). A family move put his American Flyer set-up into storage, but Jim continued to dabble in HO as time permitted. His hobby was rekindled by a Caltech classmate and a visit to the original Pasadena Model Railroad Club layout in 1963. He has been active in HO ever since. Work on the layout continues as Jim fills in and refines areas with scenery and structures. This layout has been featured in a magazine article and numerous layout tours over the years. See more of this wonderful layout on Jim's Web Site:

<http://coastdaylight.com/modelrr.html>

New Members

The following Model Railroaders have recently become members of the Cajon Division of the National Model Railroad Association.

William Barz	Hunter Ferguson	John Miller	John Robinson
Christopher Brown	Jim Ferguson	Lynn Miller	Charles Smith
Sandy Butts	William Fredell	David Mitzner	Victor Thies
Gary Byrne	Paul Hopper	Steve Moss	Patricia Turner
Bob Calicchia	Robert McGee	Allen Nelson	Alex Van Leeuwen
Major Cephas	Matt Metzger	John Parrish	Kenneth Wilken
Jim Darnell	Erick Miller	Ron Read	Harlan Ziel

On behalf of all of the Officers and Members of the Cajon Division, Welcome to the Cajon Division of the National Model Railroad Association. Whether you have just recently joined the NMRA or are an "old hat" transferring into our Division, we look forward to meeting you personally at one of our Regional conventions or Division meetings soon. We encourage you to visit our new Web Site: www.CajonDivision.org to get more information about our Division's organization and activities. Should you have any questions regarding your membership or your participation in the many events that take place in our area, please don't hesitate to contact any of our Cajon Division Officers. Their contact information can be found on the masthead of this publication and also on the Division Web Site.

*We regret that due to space limitations we were unable to list the modeling preferences and experiences for these new members, as we hope to be able to in future editions of this new column. -ed.



“Tools & Tips”

Wax Paper!

by Gary Butts

I like wax paper. I have a roll sitting on top of my workbench at all times and a spare roll in the bottom drawer. Why? Paint doesn't stick to it, glue doesn't stick to it, water runs off of it, it tears easily, cuts easily, folds easily and you can see through it!

I keep a small square (3" x 3") right on top of my bench and when I need a little dab of glue on the end of a toothpick I put a drop of the glue on the wax paper scrap and dip my toothpick in it. I invariably end up with 5 to 10 dabs of hardened glue on my little scrap when I finally toss it in the trash with nary a thought. It works great and doesn't contaminate any of the normal glues used for model railroading. I have used it with all types of white glue, tacky glue, canopy glue, cyanoacrylate (ACC), styrene cement, and rubber cement with no problems at all. ACC will sit happily in a small drop on the paper without setting up for four to five minutes while I dip in repeatedly with my toothpick. I mix small batches of five-minute epoxy right on the paper with a toothpick and dispense it there as well.

A layer of wax paper between a corner or butt joint on a structure and my 123 blocks or flat plate fixture keeps them from sticking to my structure when the glue dries. A small square under the foot of my clamps keeps them from sticking as well.

When I need to lay some parts on a pattern for gluing, I simply tape a sheet of wax paper over the top of the pattern and glue my parts right on top of the wax paper. The paper peels right off after the glue dries. Sometimes for a larger structure or trestle bent, I will tape the pattern on to a piece of old cardboard salvaged from a box, then tape a sheet of wax paper over that. I then pin my parts in place through the wax paper, pattern and into the cardboard

holding them together and in position while the glue sets.

Clean up after brush painting is a breeze. Small parts are especially easy to paint by holding them in position with a toothpick while I paint them on top of the wax paper. If the paint puddles, I simply scoot the part to a clean section of paper and keep on going. When I am done painting the part I place it on a clean section of the wax paper and let it dry. After it dries, I can peel the part right off. For a larger project I will tape a sheet over the entire top of my work mat. Spilled paint is no problem

Wax Paper is cheap, easy to clean up and it works! Give it a try on your next project.

Backshop from pg. 5

enthusiasm in regard to the Cajon Division activities. The newly elected Director and his staff will have to work hard to maintain the quality of leadership Bob and crew have shown us.

Lastly, look for changes in your Order Board Newsletter. I am committed to getting the Order Board out on a timely quarterly basis with an eye toward more frequent editions in the future. Look for the new "Tips and Tools" column and Featured Cajon layout section. We are also looking for input for these sections from our members. NMRA achievement points are applicable toward entries for these features so if you have a good tip, write a short (1/2 to 1 page) article and get it published in the Order Board. Know a good Cajon Division Layout? We want to show off the quality of work our members can do. We are looking for 2-3 page presentations on Cajon Division layouts with 4-8 photos and accompanying article text. Achievement program Author points are applicable here as well. Contact me at editor@cajondivision.org regarding specific guidelines for your entries.

NMRA Membership Application - PSR

Please accept my application for membership renewal or new membership in the National Model Railroad Association, which includes the Pacific Southwest Region and my local Cajon Division

New Renewal NMRA#

Name			
Address			
City	State		Name
Phone	Birth Date		Address
Email	Occupation		

<i>NMRA Membership Type - enter a Total for your choice of options</i>	1 Year	2 Years	Total
Member - All rights and benefits - Includes subscription to NMRA Magazine	\$66.00	\$132.00	
Member - All rights and benefits - Without subscription to NMRA Magazine	\$44.00	\$88.00	
Pacific Southwest Region Dispatch Subscription - Must be an NMRA member to subscribe	\$12.00	\$24.00	
Cajon Division Quarterly Newsletter - the "Order Board" - Paper Edition (Email edition: no cost)	\$12.00	\$24.00	
Family - Spouse or minor child of the above member in good standing. Without NMRA Magazine or voting rights. Provide the family member name and date of birth here: Name: _____ DOB: _____	\$9.00	\$18.00	
Student - Any person 18 yrs and under or student between the ages of 19 - 25 yrs possessing a valid student ID. All rights and benefits, includes a subscription to NMRA Magazine.	\$32.00	\$64.00	
Sustaining - Mandatory for group memberships (Clubs, Associations, Businesses). All rights and benefits, includes a subscription to NMRA Magazine.	\$110.00	\$220.00	
Total Dues and Subscription Payment Enclosed.			

<i>You may pay by Credit Card or Check (Make checks payable to NMRA)</i>			
Card type: Visa, MC, Amex, DC, Discover		Mail Application and Payment to:	Debbie Draper, NMRA Membership
Credit Card Number	Expiration		10837 N. 34th Place
Signature	CV#		Phoenix, AZ 85028-3310

**The Cajon Division, Inc.
c/o Per Harwe
2182 Sycamore Ave.
Tustin CA, 92780-6749**

Return Service Requested